

# 4 oz Glass Straight-Sided Round Jar

Cutline: 







Bleed: 

White ink: 

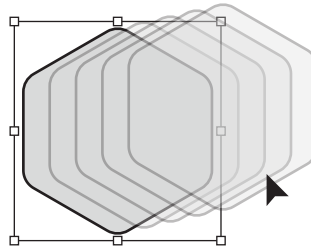
7.36 in



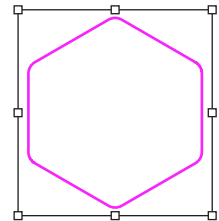
Place your artwork into the artwork layer

Layers	
	 Instructions
	 Cutline
	 Artwork

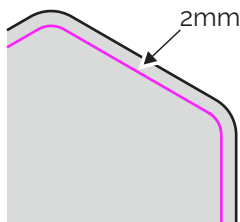
Position and scale your artwork how you like



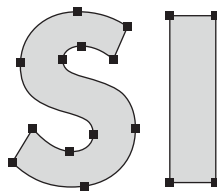
Add your cutline with a stroke on the cutline layer



If your design goes to the edge of the sticker, add a 2mm bleed outside.



Convert all text to curves



All bitmaps should be 300DPI and full scale

